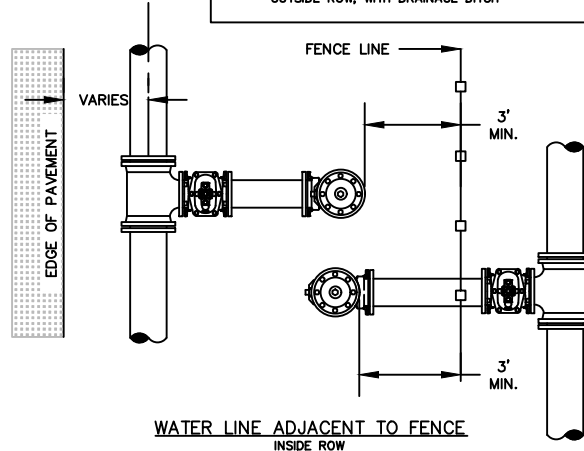
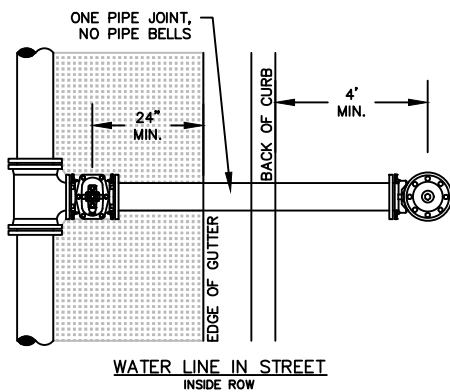
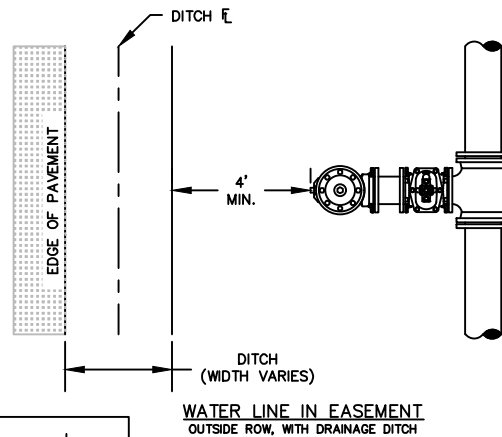
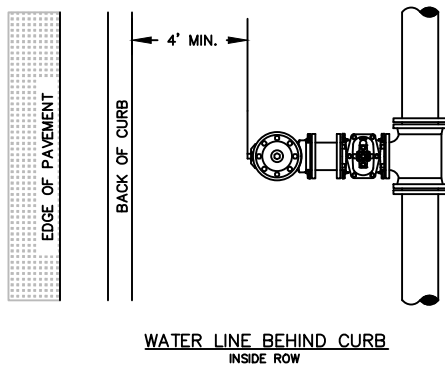
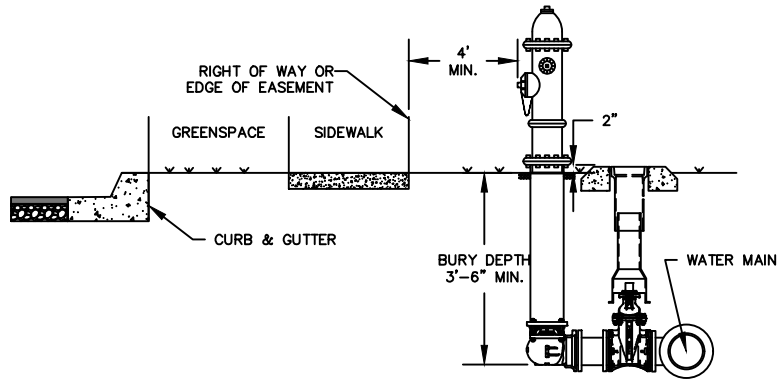


NOTES:

1. THE 6" GATE VALVE SHALL BE POSITIVELY RESTRAINED TO THE MAIN BY THE USE OF EITHER A SWIVEL TEE OR FOSTER ADAPTER.
2. FIRE HYDRANTS SHALL BE DESIGNED FOR A MINIMUM 3'-6" BURY.
3. EXTENSIONS SHALL BE MUELLER A-320 WITH NO MORE THAN ONE EXTENSION PER HYDRANT.
5. IF SIDEWALK IS PRESENT, HYDRANT SHALL BE INSTALLED 4' MINIMUM BEHIND THE BACK OF THE SIDEWALK OR CURB. DO NOT COVER UP WEEP HOLE WITH CONCRETE.
6. MJ RETAINER GLANDS ARE REQUIRED FOR ALL FITTINGS.
7. ALL HYDRANTS SHALL BE SET PLUMB WITH THE PUMPER NOZZLE FACING THE STREET OR AS DIRECTED BY S.W.U.
8. IF HYDRANT LEAD EXCEEDS ONE (1) JOINT OF PIPE VALVES SHALL BE INSTALLED AT HYDRANT AND MAIN.



FIRE HYDRANT PLACEMENT

N.T.S.
S-42

SPRINGDALE
WATER UTILITIES

526 OAK AVENUE • P.O. BOX 769 • SPRINGDALE, ARKANSAS • 72765-0769 • (479) 751-5751

STANDARD DETAILS
FOR
WATER AND SEWER CONSTRUCTION

DRAWN BY: JSB

DRAWING NO: S-42

DATE: DECEMBER 2016